

**LEAKS—WATER—AT FRONT TOP SIDE  
CONVERTIBLE WEATHERSTRIPS**

**Article No.  
96-10-1**

**MERCURY:** 1991-1993 CAPRI

**ISSUE**

A water leak at the top corners of the convertible top may be evident on some vehicles. This may be due to the water catcher not diverting water in the proper manner.

**ACTION**

Install a new water catcher that will divert the water through the side window diverter bar and out the bottom of the door. Refer to the following Service Procedure for details.

**SERVICE PROCEDURE**

1. Be sure the top is securely locked on the header. Clean the surface of the division bar with rubbing alcohol or wax and grease remover. Refer to Figure 1.
2. From inside the vehicle, close the door and confirm the position of the division bar weatherstrip and roof weatherstrip. Position the catcher so that it will not interfere with the roof weatherstrip when you open/close the door. While holding the catcher in position, place a small piece of tape on the division bar along the bottom edge of the catcher to mark its position. Refer to Figure 2.
3. Open the door and, using the tape mark, align the catcher with the division bar. Make sure the water catcher is aligned both vertically and parallel to the division bar. Mark the location of the hole at the forward edge of the water catcher using an awl or similar tool. Drill a 3/16" hole into the division bar end cap. Refer to Figure 3.
4. After removing the protective base paper from the adhesive tape, position the catcher on the division bar at the tape mark. Readjust the catcher for proper alignment at this time.
5. With the catcher properly positioned, firmly press the catcher onto the division bar. Use a fine tipped tube of RTV Black Sealant and fill any small gaps between the catcher and the division bar. Refer to Figure 4.

6. After the RTV has cured, pour a small amount of water onto the catcher and be sure the water flows into the division bar and out the bottom of the door.

PART NUMBER	PART NAME
F2JY-7623848-A	Shield - RH
F2JY-7623849-A	Shield - LH

**OTHER APPLICABLE ARTICLES:** NONE

**WARRANTY STATUS:** Eligible Under The Provisions Of Bumper To Bumper Warranty Coverage For 1992-93 Model Year Vehicles, Basic Warranty Coverage For 1991 Model Year Vehicles

OPERATION	DESCRIPTION	TIME
961001A	Install Water Catchers	0.4 Hr.

**DEALER CODING**

BASIC PART NO.  
7623848

CONDITION  
CODE  
48

**OASIS CODES:** 102000, 105000, 110000

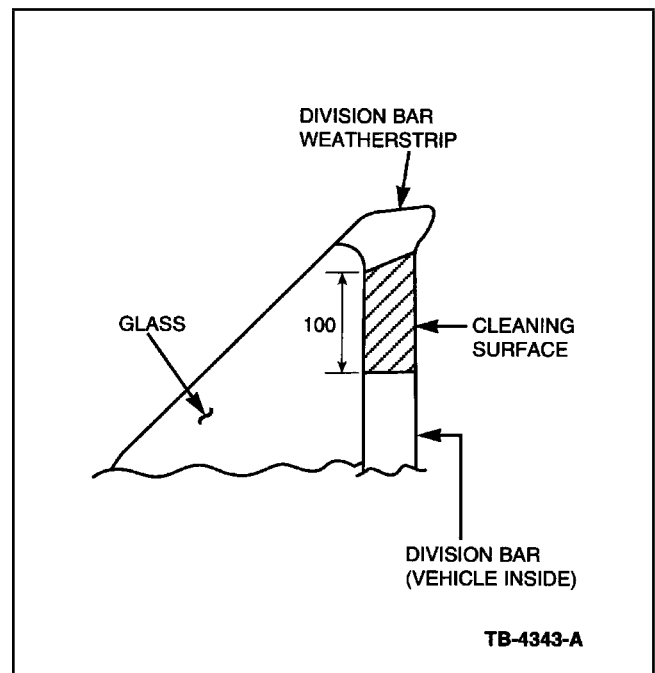


Figure 1 - Article 96-10-1

**Article No. 96-10-1 Cont'd.**

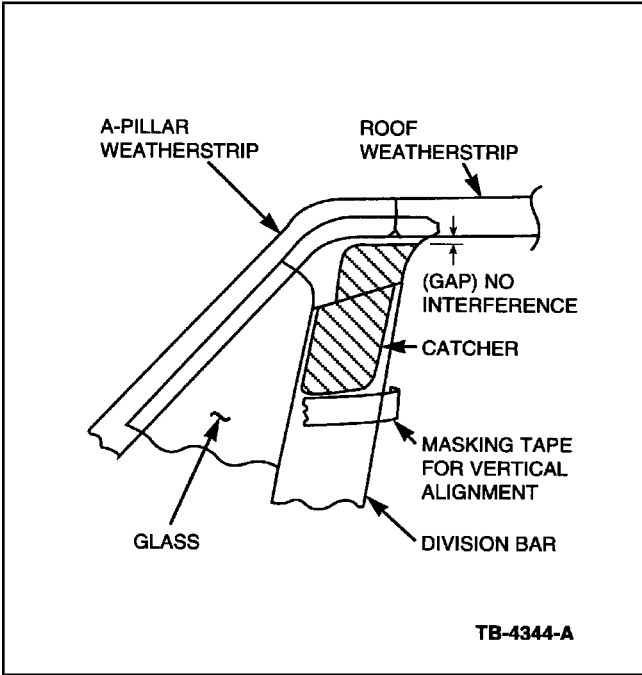


Figure 2 - Article 96-10-1

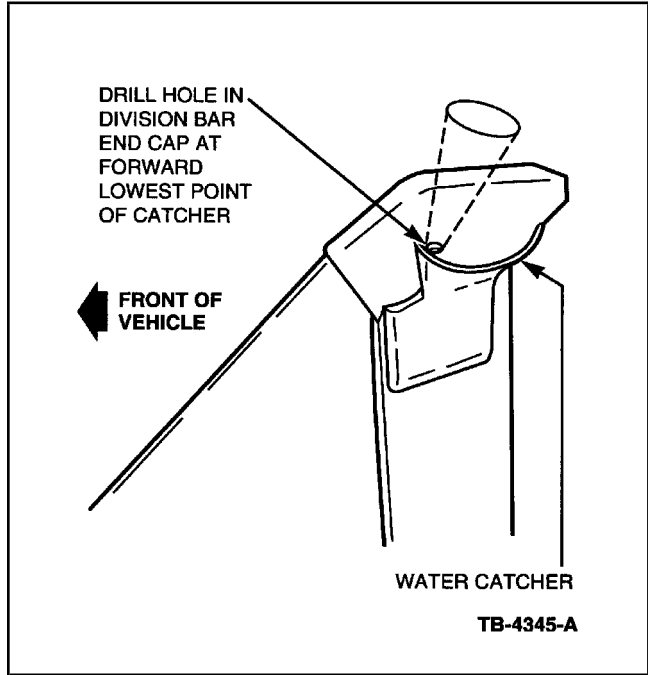


Figure 3 - Article 96-10-1

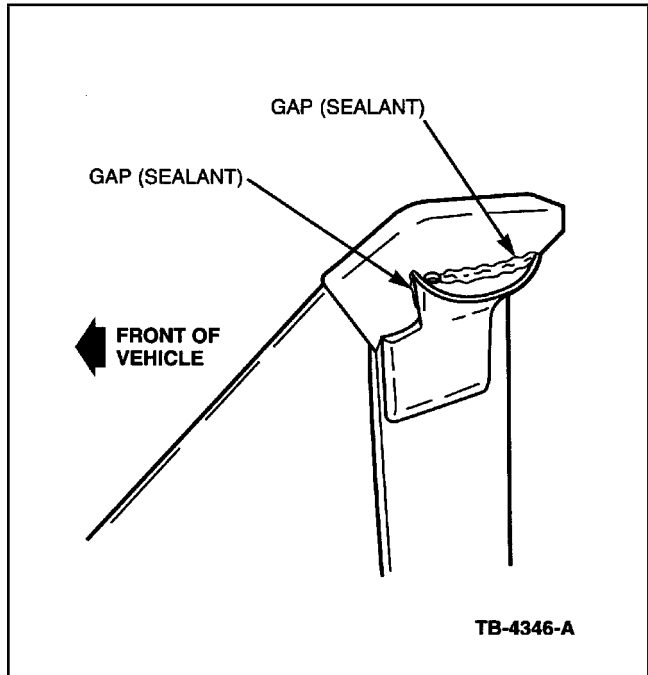


Figure 4 - Article 96-10-1