

**LEAKS—WATER—FRONT WINDOW CHANNEL
WEATHERSTRIP—VEHICLES BUILT FROM 10/26/91
THROUGH 7/23/92**

**Article No.
93-15-3**

MERCURY: 1991-1992 CAPRI

ISSUE

Water leaks at the front window channel may be caused by compressed weatherstrip end-cap mouldings. This can occur when vehicles are stored for an extended period of time.

ACTION

Inspect for water leaks in the area of the door front window channel. Inspect the door weather strip end caps for any signs of depression. If inspection reveals leaks or end cap depression, refer to the following service procedure for service details.

SERVICE PROCEDURE

1. Open door and inspect weatherstrip end caps for any signs of depression. Refer to Figure 1.

NOTE

FITTING A RUBBER PLUG INTO THE FRONT WINDOW CHANNEL WEATHERSTRIP END-CAP ON AFFECTED VEHICLES WILL RESTORE THE CORRECT SHAPE TO THE WEATHERSTRIP AND HELP ELIMINATE WATER LEAKS IN THIS AREA OF THE VEHICLE.

On vehicles which do not have a rubber plug fitted inside the weatherstrip end-cap, as shown in Figure 3, and which exhibit the water leak concern, perform the following repair procedure.

2. Lower door sliding window glass 2 to 3 inches.
3. Insert a flat bladed screwdriver and force depression out of weatherstrip end cap. Refer to Figure 2.
4. Apply RTV silicone to forward and upper surface of plug. Note direction of plug. Refer to Figure 3.

5. Using a flat bladed screwdriver, insert plug (F3JY-76229A12-A) into the window channel and force upward into the weatherstrip end-cap. Refer to Figure 3.
6. Completely raise door glass. This will properly position the plug in the door glass channel.
7. Repeat above procedures on opposite side of vehicle.
8. Water test vehicle to make sure acceptance standard is met. If water leak condition still exists, inspect windshield header weatherstrip and front side rail weatherstrips. Apply water leak repair procedures as required.

PART NUMBER	PART NAME
F3JY-76229A12-A	Rubber Plug

WARRANTY STATUS: Eligible Under Bumper To Bumper Warranty Coverage For 1992 Models And Eligible Under Basic Warranty Coverage For 1991 Models

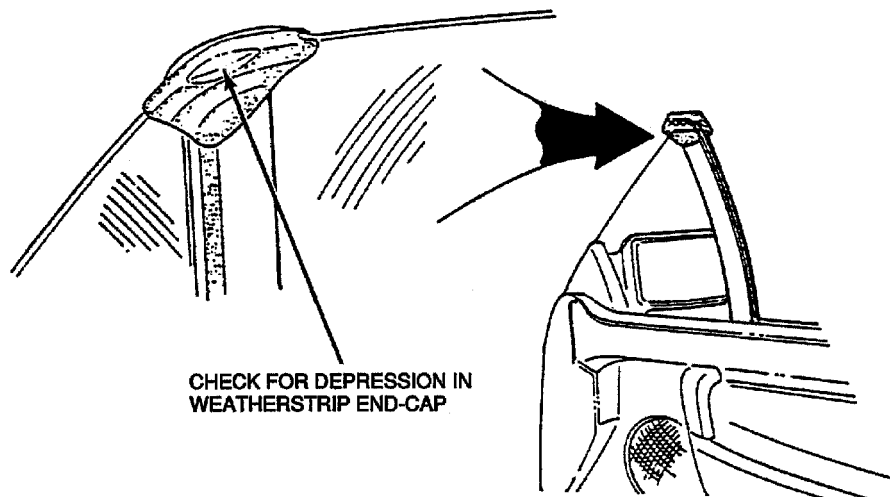
OPERATION	DESCRIPTION	TIME
931503AT	Inspect And Repair Window Channels - Both Sides	0.7 Hr.

DEALER CODING

BASIC PART NO.
7021456

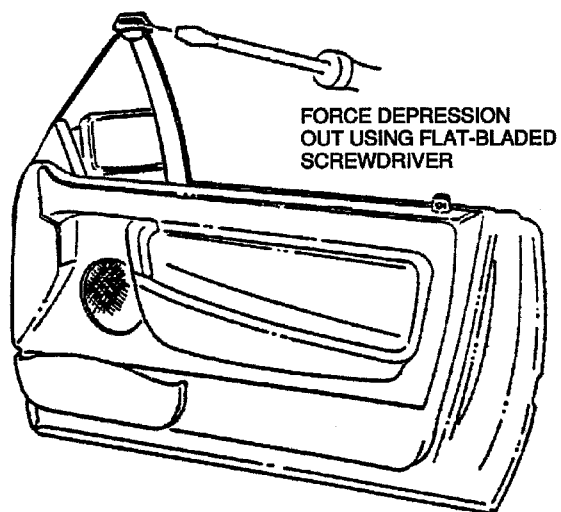
OASIS CODES: 102000, 110000

CONDITION
CODE
79



TB-3039-A

Figure 1 - Article 93-15-3



TB-3041-A

Figure 2 - Article 93-15-3

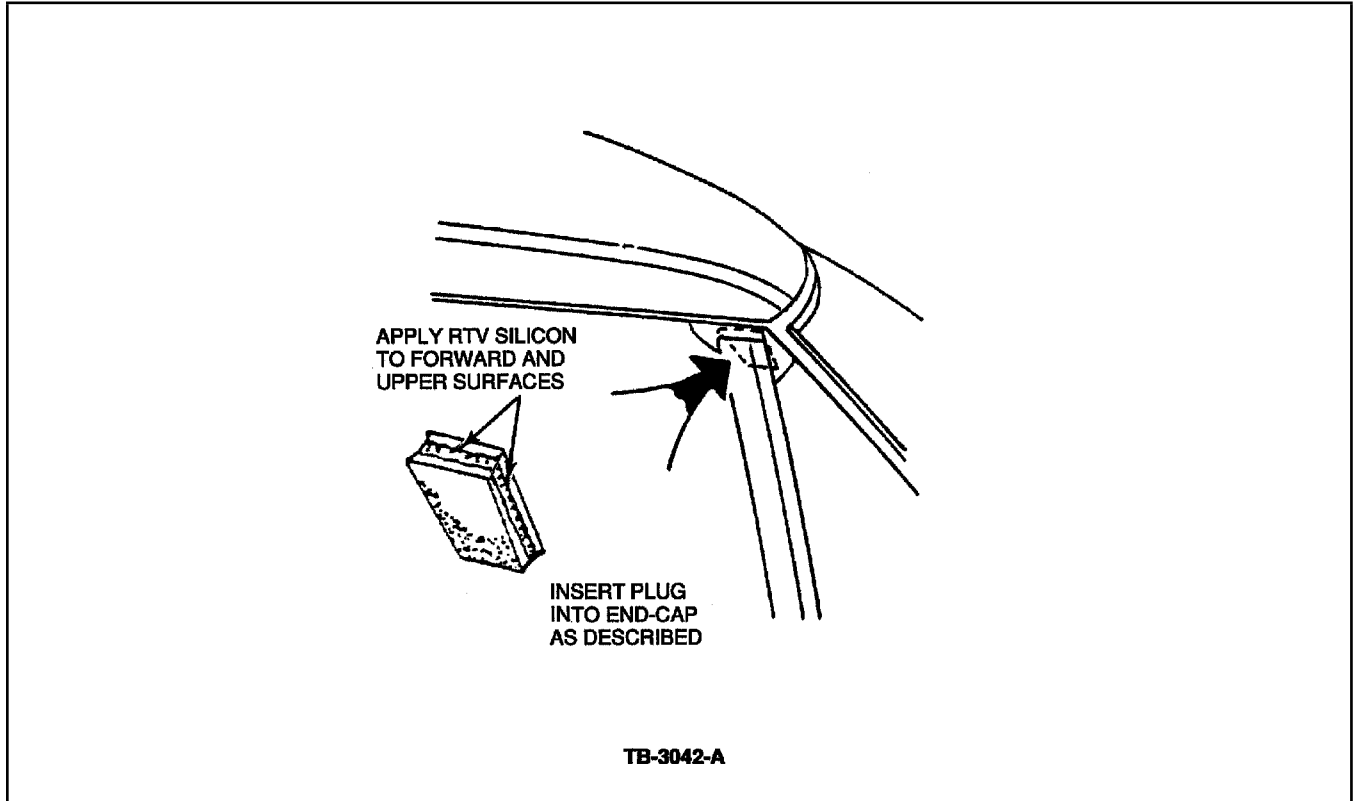


Figure 3 - Article 93-15-3