

CONVERTIBLE TOP AND HARDTOP—BASE PART NUMBER INFORMATION—CAPRI	Article No. 91-18-3
---	--------------------------------

MERCURY: 1991-1992 CAPRI

ISSUE

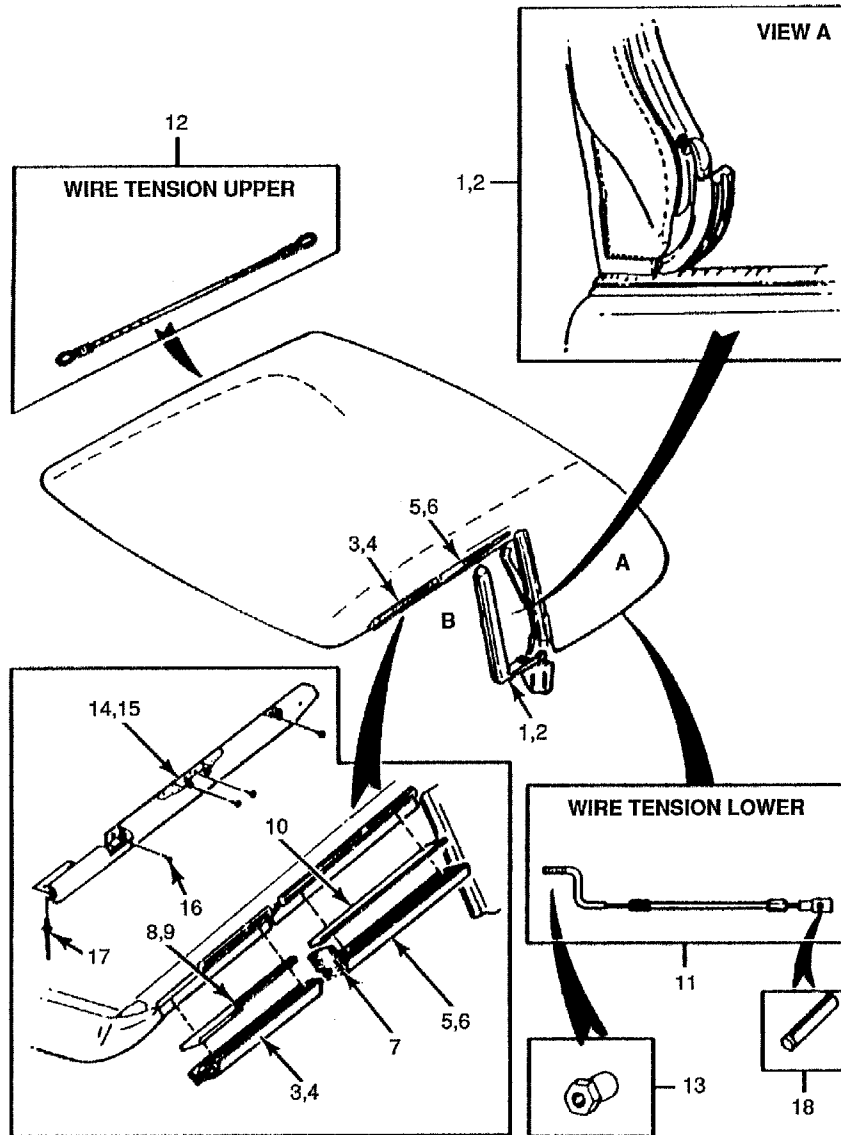
A complete listing of Capri convertible top and hardtop base part numbers and part names is available for service use.

OTHER APPLICABLE ARTICLES: NONE
WARRANTY STATUS: INFORMATION ONLY
OASIS CODES: 105000

ACTION

If service is required, refer to Figures 1 through 5 for base part numbers and part names.

CONVERTIBLE TOP — TENSION WIRES, WEATHERSTRIPS AND SEALS

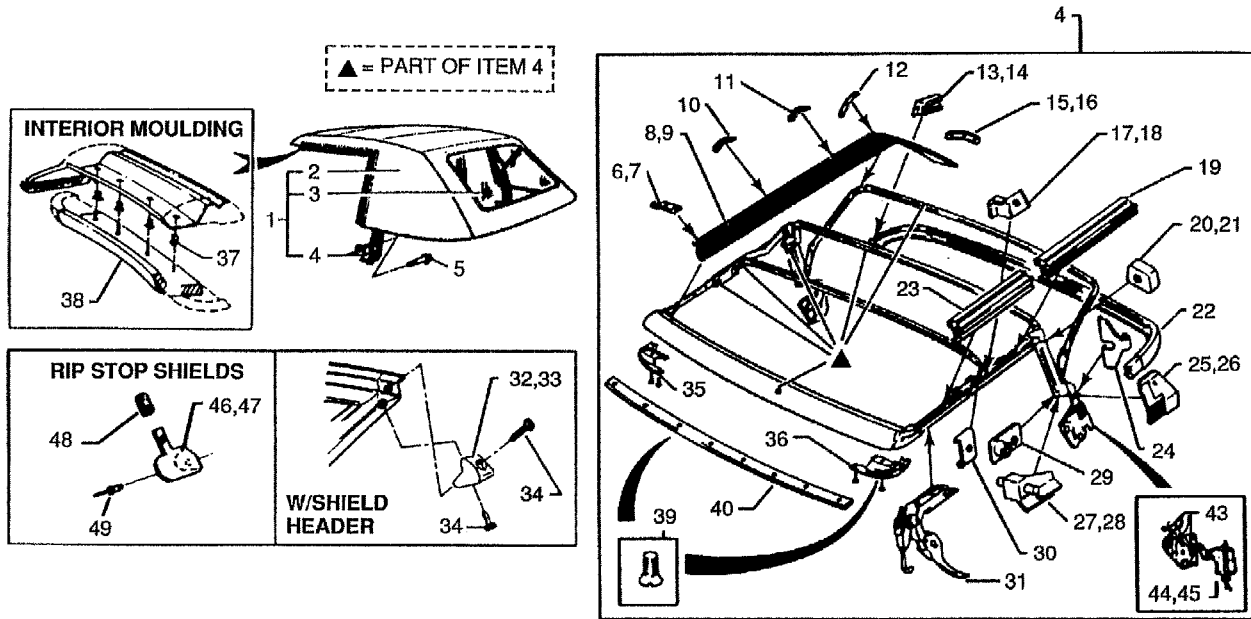


KEY	DESCRIPTION	QTY	PART NUMBER	KEY	DESCRIPTION	QTY	PART NUMBER
1	W/STRIP REAR RAIL LH ORB	1	7651567	12	WIRE F/TOP TENS UPPR	2	7652806
2	W/STRIP REAR RAIL RH ORB	1	7651566	13	NUT FLANGED ATT; TO WIRE (7652806A)	2	830126
3	W/STRIP F/TP SIDE RH	1	7653986	14	W/STRIP ASY RF RH ATT; TO FRAME (7653000) RH SIDE	1	7651822
4	W/STRIP F/TR SIDE LH	1	7653987	15	W/STRIP ASY RF LH ATT; TO FRAME (7653000) LH SIDE	1	7651823
5	W/STRIP FRT RAIL RH	1	7651566	16	SCREW ATT; STRIP (51822/3) TO FRAME	4	610245
6	W/STRIP FRT RAIL LH	1	7651567	17	RIVET BLIND ATT; STRIP (51822/3) TO FRAME HEADER	2	840098
7	SEAL W/STP RF RL CTR	2	7651256	18	PIN SPRING ATT; WIRE (52806) F/TOP	2	646511
8	SEAL QTR RAIL FRT RH	1	7651132				
9	SEAL QTR RL FRT LH	1	7651133				
10	SEAL W/S SD RL RR	2	7651410				
11	WIRE F/TOP TENS LWR	2	7652806				

TB-2314-A

Figure 1 - Article 91-18-3

CONVERTIBLE TOP — FRAME, COVER AND RELATED PARTS

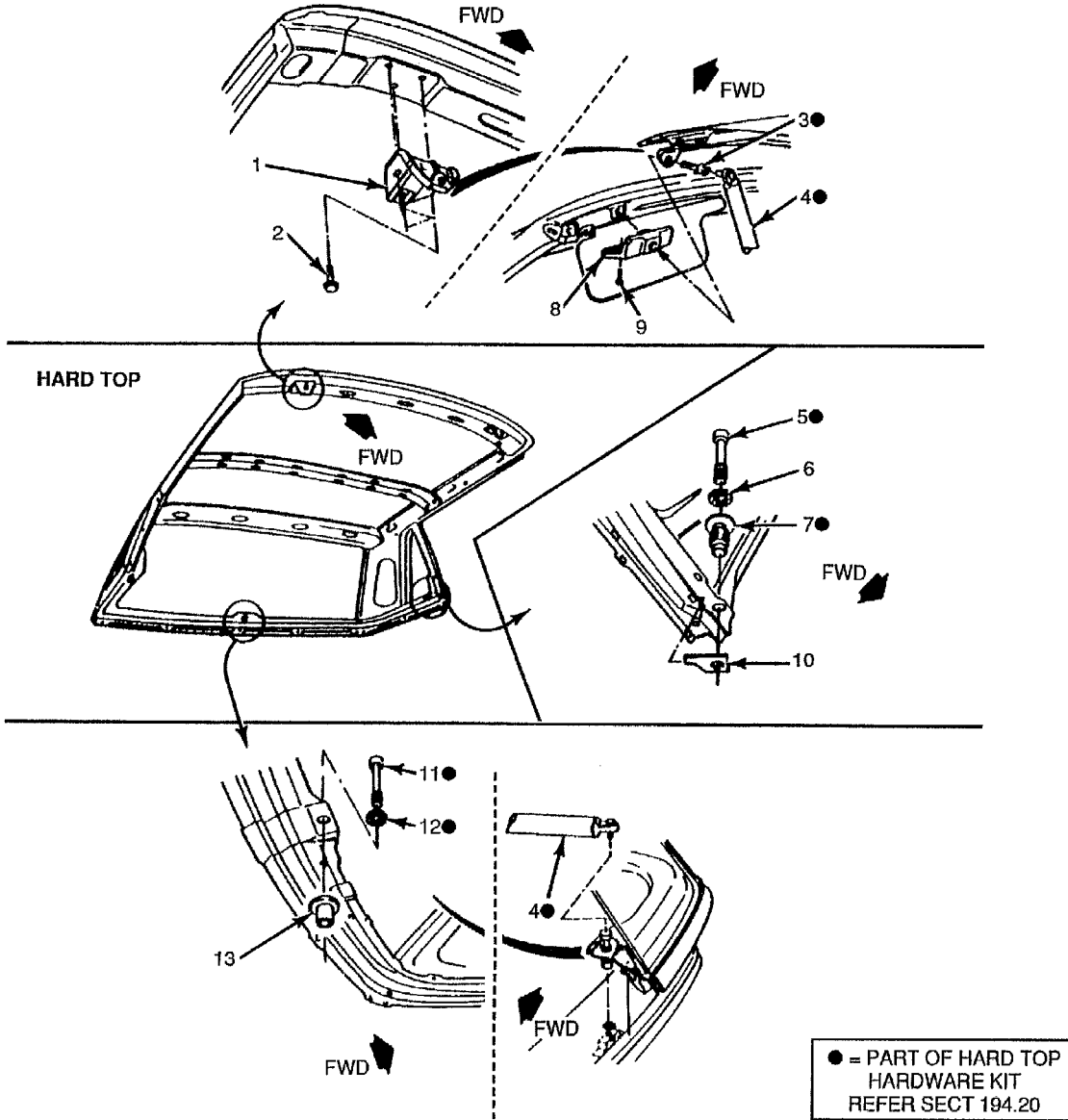


KEY	DESCRIPTION	QTY	PART NO.	KEY	DESCRIPTION	QTY	PART NO.	KEY	DESCRIPTION	QTY	PART NO.
1	TOP ASY CONVERTIBLE BLACK — VINYL WHITE — VINYL	1 1	7654640	20	RETNR SD RAIL UPR RH ONR	1	7651558	38	MOULDING ROOF OFF BLACK	1	76517C08
2	COVER FOLDING TOP BLACK — VINYL WHITE — VINYL	1 1	7652700	21	RETNR SD RAIL UPR LH ONR	1	7651559	39	SCREW ATT; RETAINERS (54546/7) TO HDR	13	10312
3	F/TOP RR WINDOW NOT SERVICED P/OF (7652700) ASSY ONLY	1		22	RETNR F/T RR MOULDG	1	7641745	40	RET F/TOP COMPT TRIM ATT; MATERIAL F/TOP TO HDR FRT	1	7654676
4	FRAME FOLDING TOP W/OUT COVER	1	7653000	23	MLDG FRT TRK WDW O/S DELETED NOT REQ'D SERVICED BY COMPONENTS: 1 X FOJY 7651822 A (RH) 1 X FOJY 7651823 A (LH)	2	7620550	41	COVER F/TOP BOW BLACK PLASTIC - (TUBULAR) FOR FRONT AND CENTRE BOW NOT ILLUSTRATED	2	76519W00
5	BOLT ATT: F/TOP (54640) TO BODY	6	800253	24	PLATE F/TOP M/CTRL	2	7653576	42	COVER F/TOP BOW BLACK PLASTIC - (TUBULAR) FOR REAR BOW ONLY NOT ILLUSTRATED	1	76519W00
6	PLATE NO 1 BOW RH	1	7650480	25	RETNR TRIM RR RH	1	7654674	43	SCREW-C/SUNK M8 X 14	4	800392
7	PLATE SIDE RAIL LH	1	7650481	26	RETNR TRIM RR LH	1	7654875	44	SUPT ASY F/TOP RH	1	7653156
8	STRIP F/T BOW TKG RH BLACK BLACK	1 1	7651412	27	RTNR F/TOP SPG LWR	1	76507A10	45	SUPT ASY F/TOP LH	1	7653157
9	STRIP F/T BOW TKG LH BLACK BLACK	1 1	7651413	28	RET F/TOP SPG LWR LH	1	76507A11	46	SHIELD O/S RH	1	76537A32
10	PLATE NO. 2 BOW	2	7650480	29	RET F/TOP SD TRIM RR	2	7654672	47	SHIELD O/S LH	1	76537A33
11	PLATE NO. 3 BOW STOP	2	7650480	30	RET F/TOP SD RL BPR	2	7653066	48	SEAL W/STP RF RL CTR ATT; SHIELD (537A32/3) TO FRAME	2	7651256
12	PLATE TRIM NO. 1 BOW	2	7653181	31	LATCH FOLDING TOP ORB	2	7650508	49	RIVET BLIND ATT; SHIELD (537A32/3) TO FRAME	2	840098
13	RETAINR TENSIONER RH	1	7652724	32	RETNR F/T HDR ANC RH	1	7653480				
14	RETAINR TENSIONER LH	1	7652725	33	RETNR F/T HDR ANC LH	1	7653481				
15	RETNR NO. 5 BOW RH	1	7651588	34	SCREW ORB REPLACED BY - V 800356 S36C ATT; RETAINER (53480) TO HEADER	4	800356				
16	RETNR NO. 5 BOW LH	1	7651589	35	RET F/TOP ATT; BY SCREWS TO HDR TRACK	1	7654546				
17	RETNR SD RAIL PIN RH	1	76507A44	36	RET F/TOP SD TRM LH ATT; BY SCREWS TO HDR TRACK	1	7654547				
18	RETNR SD RAIL PIN LH	1	76507A45	37	NUT INSERT M6 ATT; MOULDING (517C08) TO HDR	4	820201				
19	W/STRIP ROOF RAIL RR ORC		7651822								
	COMPONENTS: 1 X FOJY 7651822 A W/STRP RH 1 X FOJY 7651823 A W/STRP LH	2									
	RH FRAME SIDE	1	7651822								
	LH FRAME SIDE	1	7651823								

TB-2315-A

Figure 2 - Article 91-18-3

HARD TOP INSTALLATION INSTRUCTIONS

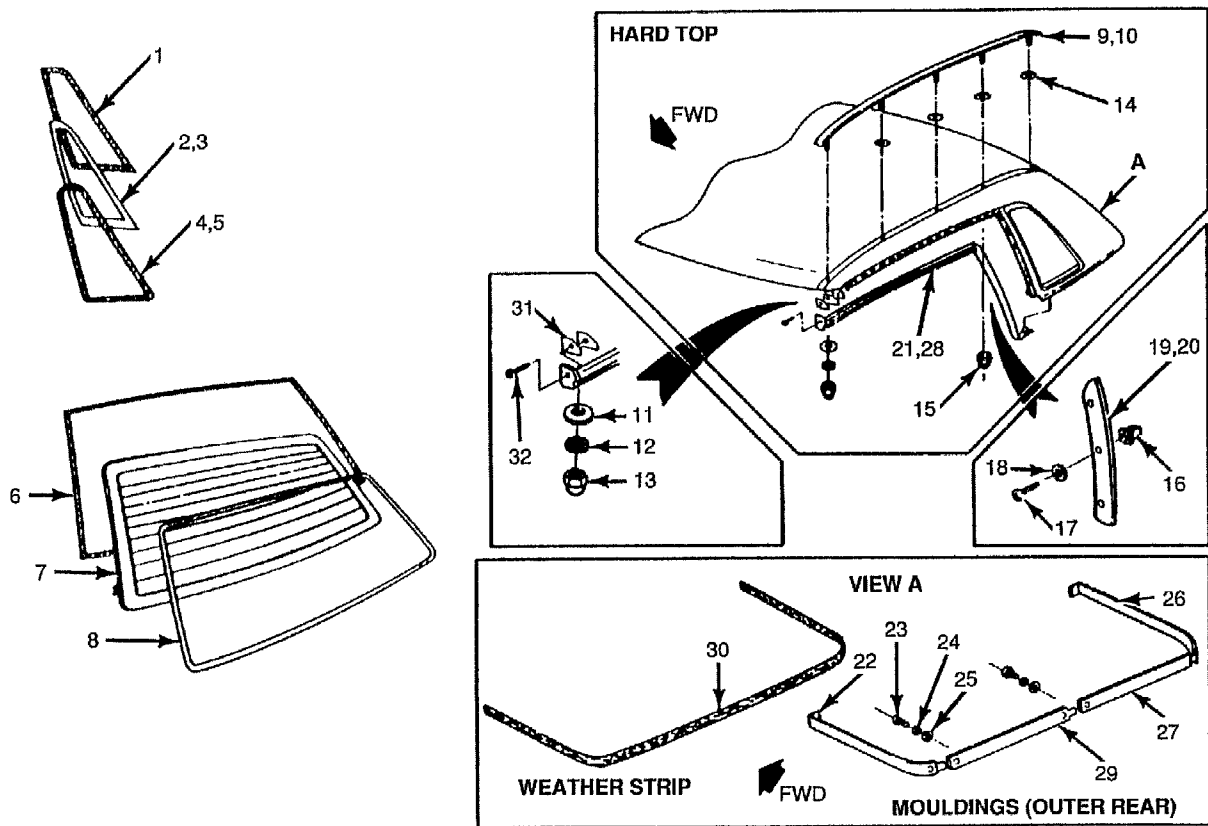


KEY	DESCRIPTION	QTY	PART NUMBER	KEY	DESCRIPTION	QTY	PART NUMBER
1	SUPPORT RF CTRL LINK	2	7853618	8	CLAMP ROOF SIDE RETN HARD TOP ONLY	2	7653480
2	BOLT	6	60612	9	BOLT	4	40612
3	SCREW CAP HEAD SCKT WITH H/TOP ATT; TOP (50196) TO HEADER	2	800231	10	PLT ROOF CLAMP WITH H/TOP	2	7650308
4	TOOL H/TOP HOLD TORQ WITH H/TOP	1	17T000	11	BOLT SOCKET HEAD WITH H/TOP ATT; HARD TOP (50196) TO BODY	1	800314
5	BOLT M8 X 50	2	800340	12	WASHER FLAT WITH H/TOP	1	830086
		2	800382	13	SPACER ROOF SIDE L = 23MM - WITH H/TOP	1	7851170
6	WASHER LOCK WITH H/TOP ATT; SPACER (51170) TO BODY	2	630318				
7	SPACER ROOF SIDE L = 30MM - WITH H/TOP	2	7651170				

TB-2316-A

Figure 3 - Article 91-18-3

HARD TOP — GLASS, WEATHER STRIPS AND MOULDINGS



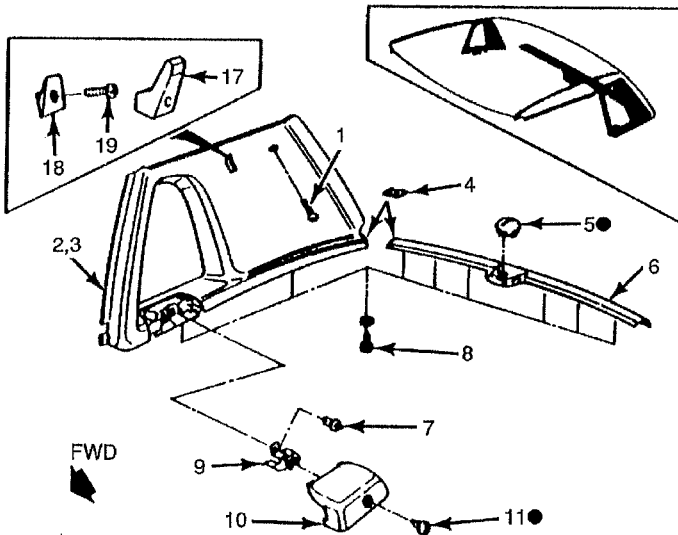
KEY	DESCRIPTION	QTY	PART NO.	KEY	DESCRIPTION	QTY	PART NO.	KEY	DESCRIPTION	QTY	PART NO.
1	RETAINER SIDE GLASS WITH H/TOP	2	76518A78	13	NUT WITH H/TOP ATT; MOULDING (517C44) TO ROOF	2	50500	24	WASHER TOOTH LOCK	12	630317
2	GLASS ROOF SD WDW RH WITH H/TOP	1	7629710	14	WASHER SEALING DELETED FUNCTION V 830151 S FOR THIS FUNCTION ONLY	ORB 8	830130	25	WASHER ATT; MOULDING (50417) TO H/TOP	12	630027
3	GLASS ROOF SD WDW LH WITH H/TOP	1	7629711	15	NUT WITH H/TOP	8	388689	26	MLDGY ASY ROOF RR RH ORB	1	76517A62
4	W/STRIP FRT SIDE RH WITH H/TOP	1	7651420	16	CLIP WITH H/TOP ATT; RETAINER (00024) TO PANEL	6	00407	27	MLDGY ASY RR BELT RH ORB	1	7650416
5	W/STRIP FRT SIDE LH WITH H/TOP	1	7651421	17	SCREW WITH H/TOP	6	50416	28	W/STRIP RF OPNG RH WITH H/TOP	1	7654780
6	RETAINER GLASS REAR WITH H/TOP	1	76518A78	18	WASHER PLAIN ATT; MOULDING (50024) TO ROOF	6	20412	29	MOULDING RR BELT LH ORB	1	7650417
7	GLASS HARD TOP REAR REPLACES - E9JY 7650054 A	1	7642006	19	RETAINER RF MLDG RH	1	7650024	30	W/STRIP RF SIDE BLT ORB	1	76513C24
8	W/STRIP REAR GLASS WITH H/TOP	1	7642084	20	RETAINER RF MLDG LH	1	7650025	31	SPACER RF W/STRIP USE AS REQ'D		7651328
9	MOULDING ROOF O/S RH WITH H/TOP	1	76517C44	21	W/STRIP RF OPNG LH	1	7654781	32	SPACER RR WDW MLDING NOT ILLUSTRATED	6	7640828
10	MOULDING ROOF O/S LH WITH H/TOP	1	76517C45	22	MLDGY ASY ROOF RR LH ORB REPLACES - E9JY 76517A63 A	1	76517A63				
11	WASHER FLAT ATT; MOULDING (517C44) TO ROOF		830015	23	SCREW	12	800226				
12	TOOTH WASHER WITH H/TOP ATT; MOULDING (517C44) TO ROOF	2	30500								

TB-2317-A

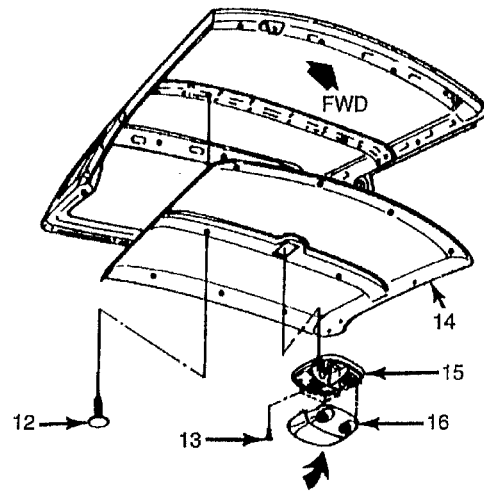
Figure 4 - Article 91-18-3

HARD TOP — INTERIOR TRIM AND RELATED PARTS

TRIM AND FINISHERS



HEADLINING



REFER TO SECT.
NO. 130.80

KEY	DESCRIPTION	QTY	PART NUMBER	KEY	DESCRIPTION	QTY	PART NUMBER
1	CLIP BARBED DELETED NOT REQ'D FPSD TO USE - V 860243 SNPF IRONBARK ATT; 50460/1 TO ROOF PILLAR REPLACES - V 860243 S	2	860243	11	SCREW WITH H/TOP ATT; COVER (14N593) TO PANEL	2	800318
2	PANEL RF SD FINISH RH ORB IRONBARK - WITH H/TOP REPLACES - E9JY 7650460 A IRONBARK - WITH H/TOP IRONBARK - WITH H/TOP	1	7650460	12	CLIP NYLON WITH H/TOP ATT; H/LINING (519B02) TO ROOF	13	860127
3	PANEL RF SD FINISH LH ORB IRONBARK - WITH H/TOP REPLACES - E9JY 7650461 A IRONBARK - WITH H/TOP IRONBARK - WITH H/TOP	1	7650461	13	SCREW TAP WITH H/TOP	4	610267
4	NUT "U" WITH H/TOP ATT: PANEL (50302) TO ROOF	10	820089	14	PANEL ROOF TRIM FNISH ORB REPLACED BY - E9JY 7651916 AEP (CODE AN) SERV # CHANGE ONLY L/GREY - "BEAUMONT" REPLACED BY - FOJY 7651916 ANP (CODE A)	1	76519B02
5	COVER RF SD RR TRIM IRONBARK - WITH H/TOP	1	7652010	15	BODY INTERIOR LAMP WITH H/TOP	1	13786
6	PANEL ROOF SIDE LWR IRONBARK - WITH H/TOP	1	7650302	16	LENS INTERIOR LAMP WITH H/TOP	1	13734
7	RIVET BLIND PULL WITH H/TOP ATT: BRACKET (519C04) TO PANEL	2	647523	17	HOOK COAT DELETED NOT REQ'D - SCRAP FPSD TO USE - FOJY 7629024 ANP IRONBARK - WITH H/TOP REPLACES - E9JY 7629024 A FOR THIS FUNCTION	2	7629024
8	SCREW TAPPING	6	56910	18	RETAINER COAT HOOK ATT; HOOK (29024) TO RAIL (50206)	2	7629232
9	BRACKET ROOF SD TRIM WITH H/TOP	2	76519C04	19	SCREW ATT; HOOK (29024) TO RETAINER	2	610248
10	COVER WIRE CONN IRONBARK - WITH H/TOP	2	14N593				

TB-2318-A

Figure 5 - Article 91-18-3